

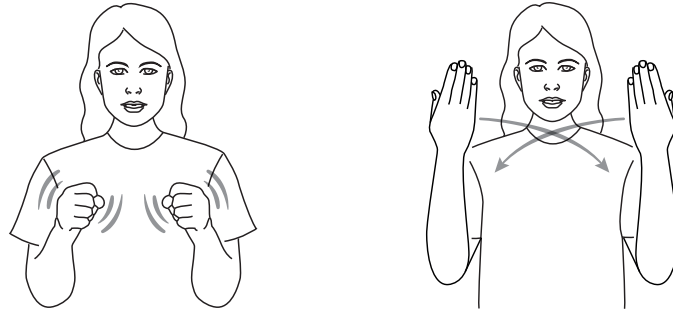


Key Word Sign Guide (Nationwide) for

Luna Roo the Kangaroo Baller

by Adam Jackson, Adrian Lloyd and Jake A Minton





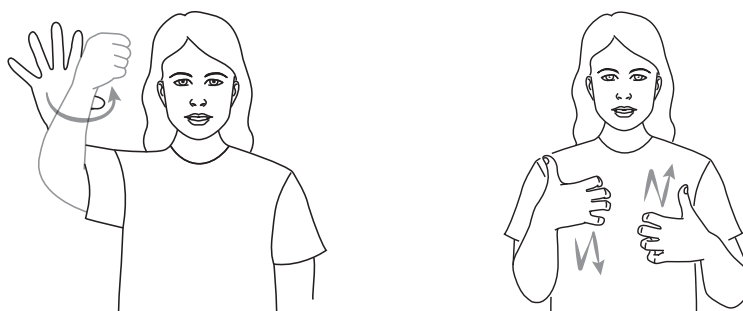
The temperature is dropping on a **cold** Red Centre **night**.



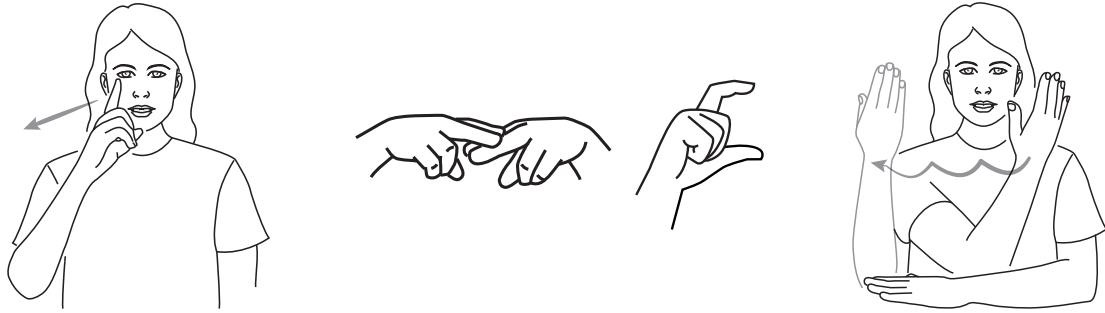
Two teams will **bring the heat and fire**



Two teams will bring the **fight**.




Flames of **glory** await us. **Ambitions are ignited**



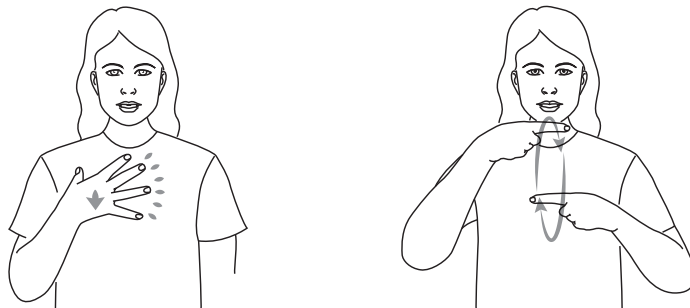
You're **watching FC** Outback versus **Bush** United



It's **Jeff** and **Gary** here




We're **commentating** for Flocks **Sports**




Now, Gary, you've got hold of **startling news** by all reports?



“You’re **right**, Jeff.



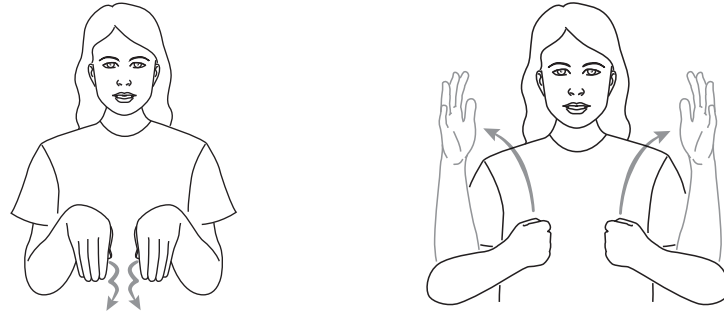
The **FC** Outback **captain** has been **swapped**



Their **skipper** of **ten** years




has **surprisingly** been **dropped!**”.



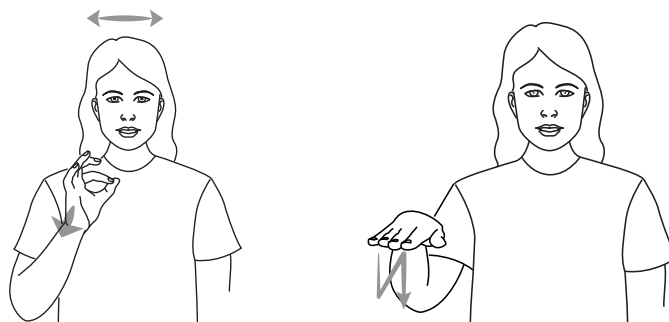
“It’s fair to say, Luna **Roo** has **burst** onto the scene!



But what a risk to give the **armband** to a **girl** so **green.**”



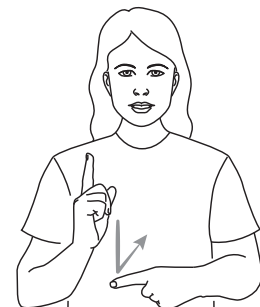
“She’s too **young** to be a **captain.**”



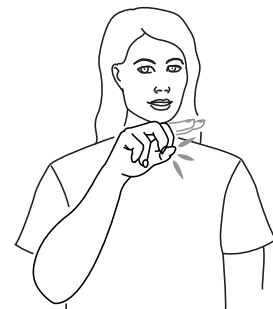

She’s **not much** more than a **nipper.**



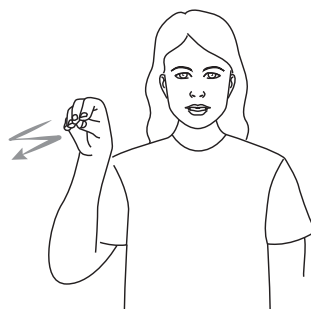
You must admit, she looks more **like Skippy** than a **skipper**.”



Bush United are the **favourites** with their deadly, **swift** attack.



The **Brown Snake** is up front, **teamed with** the **Red Bellied Black**.



Their **pacey Emu** winger is a **superb** athlete.




Look at their **Huntsman** in goal – he has **four** hands and **four** feet!



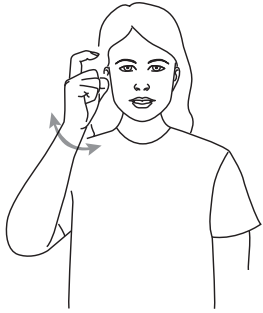
“Luna’s oozing **confidence**, but possibly **too much**.”



She **gifts Emu** with a **chance** after a **poor** first touch.”



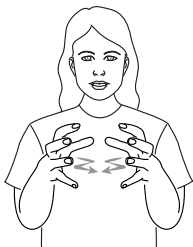
But a **let-off** for Luna, as **Emu fails** to **score**.




Luna's looking **out of place**. It's too **hard** to **ignore**!



"As **half-time** nears, the **nerves** are starting to show.



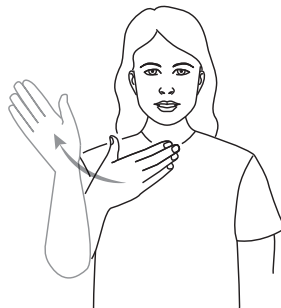
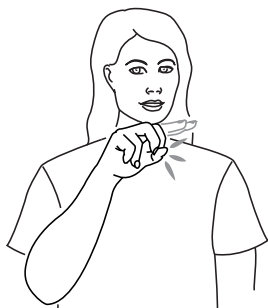
northern



southern



Luna takes the **ball** halfway but her movement is **slow**.




Brown **Snake goes** to press Luna, and she **loses** her control.



Snake jumps on her **mistake** and is now **clean through...**



GOOOOAAALLLLL!



The half time **whistle** blows and Luna's **head is in her hands,**



unable to ignore the **shouts** and **boos** from the stands.

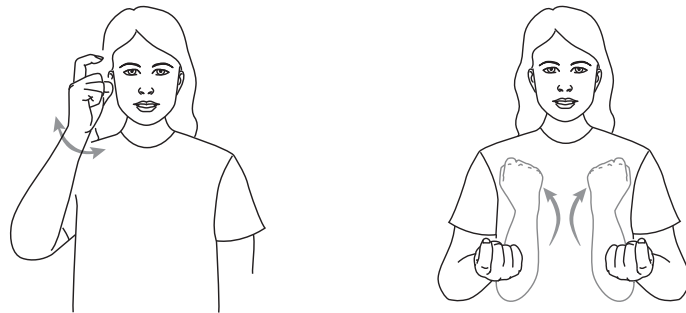


The **jeering** crowd makes Luna **think**, Perhaps I **don't belong**



The **bold** decision from the **coach** could well be proven **wrong**.


natural
gesture




Luna **shakes off** her **doubts** and musters **strength** from within.




She *must* show she's a **leader** and inspire the **team** to **win**.




Huddled **together**, her team **absorbs** her rousing speech.



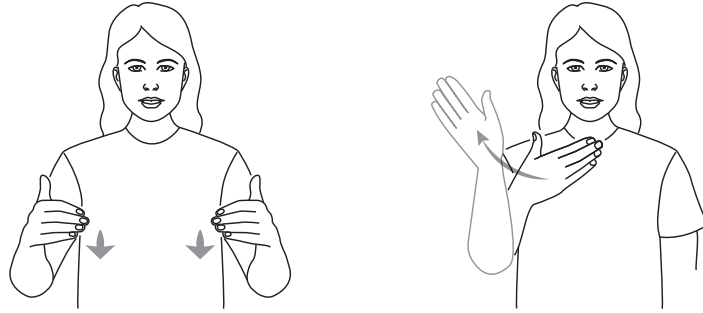
“We go **again!** the **victory** is well **within our reach!**”



Her **team** responds **well** and Luna **intercepts** a **pass**



She **dribbles** through midfield - Luna is showing her **class**



She slides a pass **forward** as her striker **advances**.



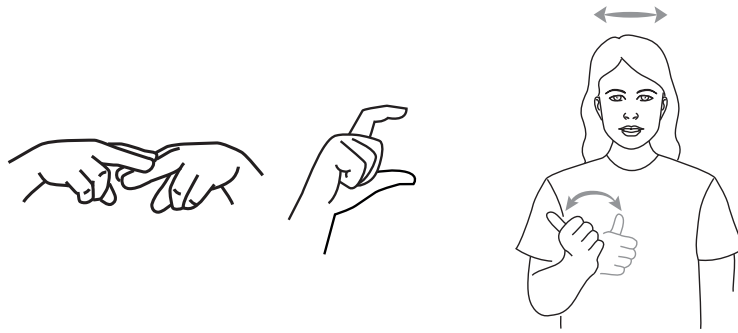
She's **put it on a plate** — it's the **easiest** of **chances**...



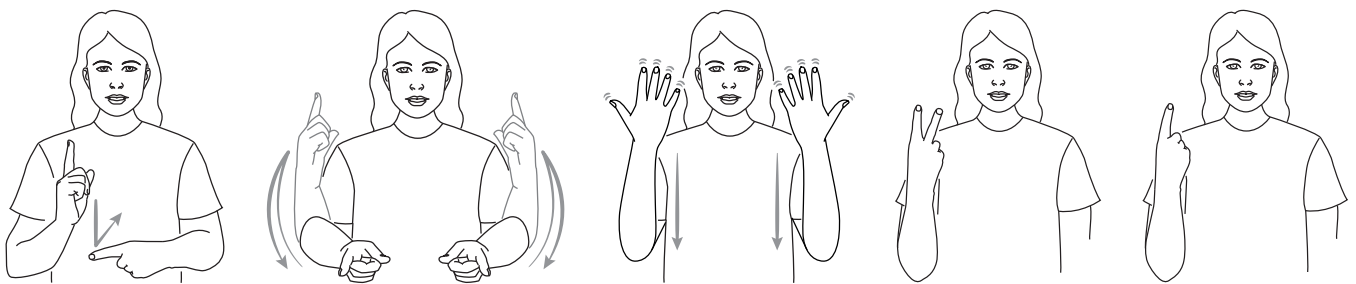
GOOOOAAALLLLL!



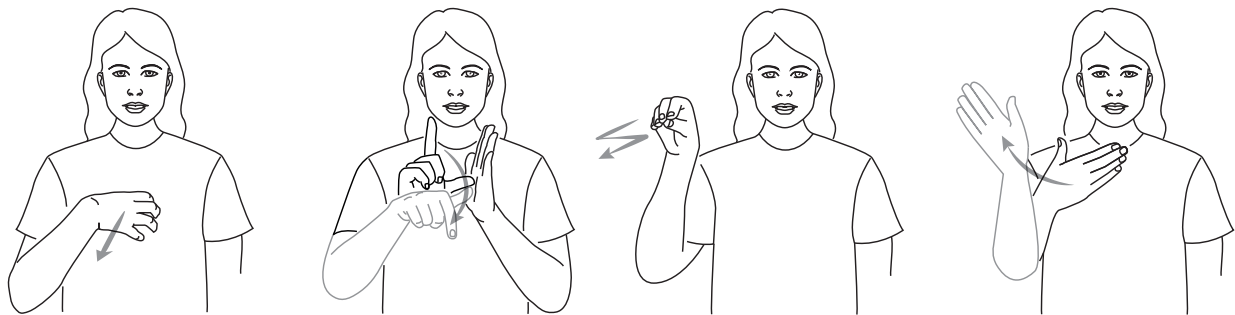
Luna **stops** the **celebrations**.



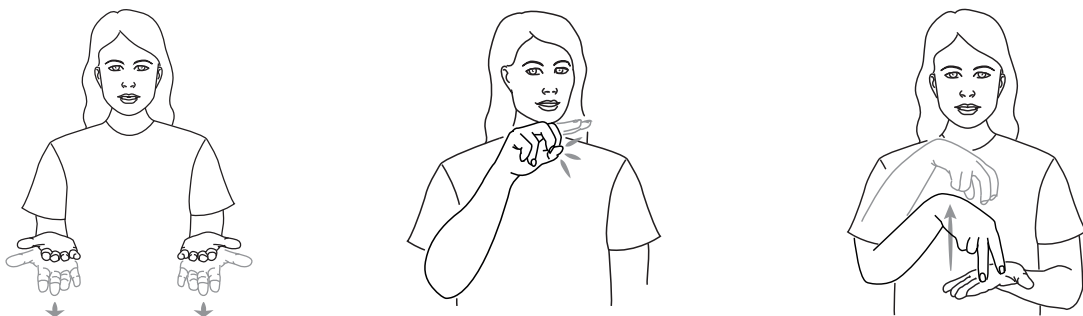
FC Outback are not done.



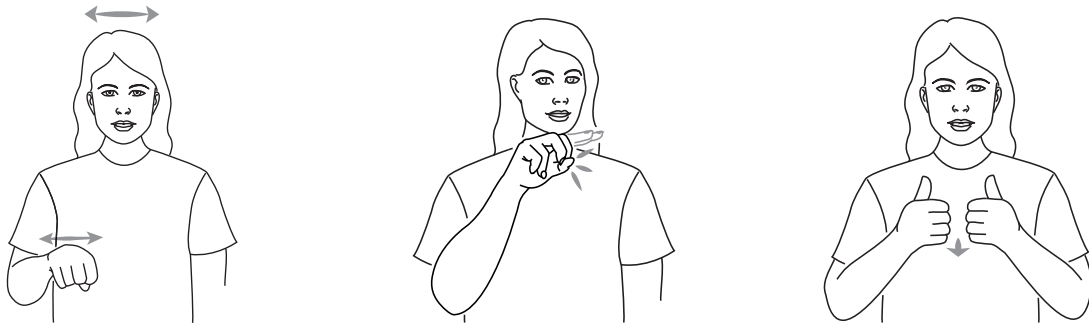
A quick fire second goal makes the score two to one.



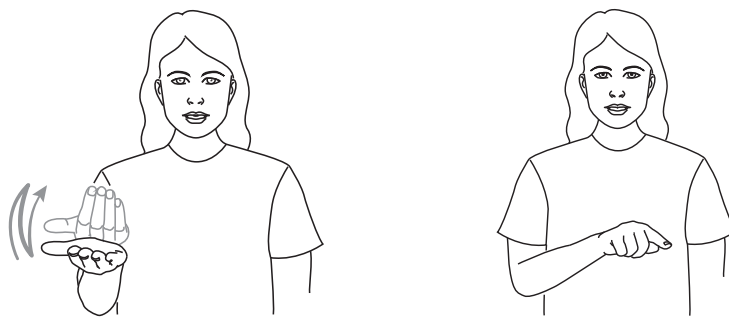
We're into added time now! Emu skipping down the wing,




Crosses to the brown snake who leaps with a mighty spring.




“The keeper has **no** chance. The **snake’s** header was **sublime**.”



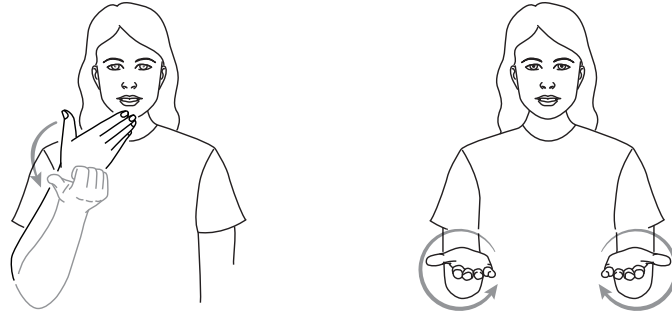
“But here **comes** Luna **sliding in to clear the line!**”



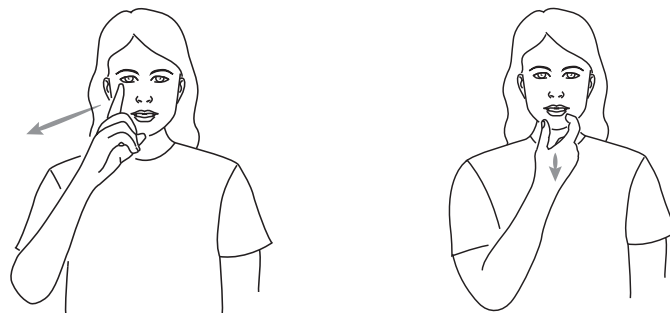
“Brown **Snake** is off **celebrating** - he **thinks** that he’s **scored**.”



But the **ref** has turned to **Hawkeye** before he **can award**.”



“A **stunning** piece of **play**!



Now every eye **looks** to the **ref** .”




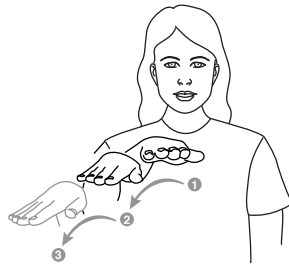
“**Wait**... Hawkeye says **no goal**! This is **unbelievable**, Jeff!”




“As the **full time whistle** blows, I’ve never heard such **thundering roars**!”



“A **happy** Luna’s **bounding** from the pitch to huge **applause!**”



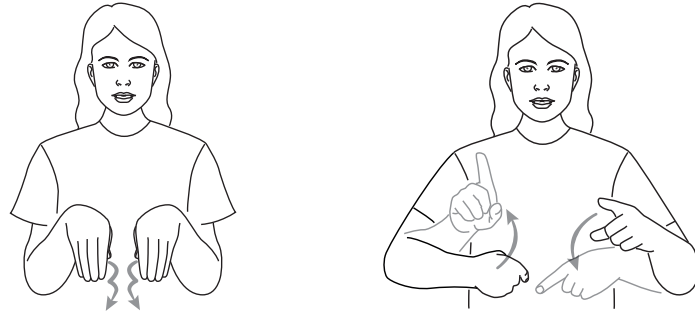
“You **can't win** anything with **kids** I'm **sure** that's what you **said!**”



“Young Luna’s gone and proved me **wrong!** **Let's put that one to bed!**”



The **cheers** from the **fans** make Luna feel **two feet taller.**




She has now proven herself to be the **Kangaroo baller**.



So, next time **someone doubts** you or you feel you **don't belong**,



Muster all your inner **strength**



and prove that **someone wrong**.


Key Word Sign Guide



Key Word Sign™
Australia


1 ONE

Extend dominant index finger, palm pointing up, palm toward body (natural gesture).




2 TWO

Extend dominant index and middle fingers, fingers pointing up, hold fingers slightly apart, palm toward body (natural gesture).



4 FOUR

Extend dominant index, middle, ring and little finger, with fingers pointing up and palm towards body (natural gesture).



10 TEN

Touch fingertips and thumbs of dominant hand, palm facing forward. Flick fingers to open hand.



ABSORB HER ROUSING SPEECH (LISTEN)

Hold dominant hand in front of ear, palm facing forwards. Close fingers onto thumb with one movement.



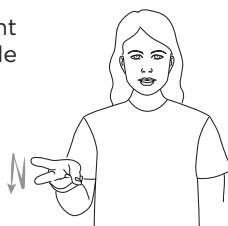
ADDED (MORE)

Cup dominant hand, fingers spread and place fingertips on centre chest. Move hand forward.



AGAIN

Extend dominant index and middle fingers. Drop formation from wrist, twice.



AMBITIONS ARE IGNITED (EXCITED)

Cup both hands, fingers spread and place fingertips on upper chest. Move hands in alternate short movements, up and down chest, twice.



APPLAUSE (CLAP)

Tap fingertips of dominant hand onto palm of non-dominant hand, like clapping. Repeat several times.



ARMBAND

Point to upper arm (natural gesture)



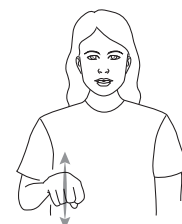
AWARD (SAY + YES)

SAY
Move tip of extended dominant index finger forward away from chin.



YES

Hold dominant fist palm down and move up and down from the wrist.



BALL (northern)

Cup both hands, fingers spread. Bounce fingertips as if surrounding ball shape. (Can be varied for size of ball).



BALL (southern)

Cup non-dominant hand, fingers spread. Rotate index finger of dominant hand forward on palm of non-dominant hand.



BELONG

(CONNECT)
Interlink the closed index finger and thumbs of both hands at chest height.



Key Word Sign Guide



Key Word Sign™
Australia

BOLD (BRAVE)

Hold spread hands in front of body at waist height, palms facing in. Bring both hands up then down with emphasis, finishing with both hands in a fist.




BOO

Natural gesture.



BURST

Hold closed fists in front of body, palms facing in. Raise and release fingers as hands move away from body.



BUSH

Place non-dominant arm in front of body, palm down. Move upright dominant arm along non-dominant arm from elbow to fingers, while twisting wrist and wiggling fingers of dominant hand.



CAPTAIN, SKIPPER, COACH, LEADER (BOSS)

Extend dominant thumb and index finger. Move formation back from side of head with emphasis. May use both hands.



CELEBRATE

Crook index finger around thumb on both hands. Raise both hands and rotate wrists in circular motions.



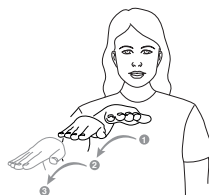
CHANCE (GOOD LUCK)

Extend index finger and thumb of dominant hand. Place index finger on nose, then move formation forward, closing index finger.



CHILDREN

Hold dominant flat hand at side of body, chest height, palm facing down. Bounce hand down and forwards several times.



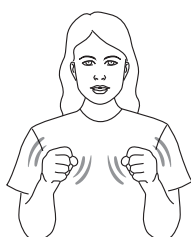
CLASS (SKILL)

Hold flat non-dominant hand at side of body, palm facing centre. With fingers and thumb of dominant hand, pull downwards on blade on hand.



COLD

Hold both arms bent, hands in fists. Move formation in quick, short sideways movements, several times.



COME

Bend dominant hand at third knuckles, palm toward body. Pull fingers towards body several times. Can also use crooked index finger.



COMMENTATING (TALK)

Extend index fingers of both hands. Place dominant formation on top of non-dominant, crossing at the wrist. Move dominant hand up and down, twice.



CONFIDENT

Form a 'C' shape with all fingers of dominant hand. Place at top of opposite shoulder, palm facing out. Slide down arm, with emphasis.



DONE, FULL TIME, LET'S PUT THAT ONE TO BED (FINISHED)

Extend dominant thumb, fingers closed. Rock hand formation from side to side several times. * May use both hands.



DROPPED (FINISHED)

Extend thumbs of both hands and hold palms facing in. Swing hands out while opening fingers. End with palms down.



Key Word Sign Guide



Key Word Sign™
Australia

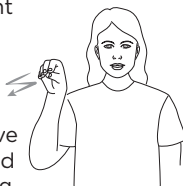
EASIEST (EASY)

Extend and crook dominant index finger. Tap fingertip on cheek twice.



EMU

Place tips of dominant index, middle fingers and thumb together. Hold this formation in front of dominant side of body and move formation forward and backward in a pecking motion, twice.



FAVOURITE

Extend thumbs of both hands, palms to midline. Move hands in alternating forward circles.



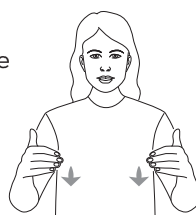
FC (FOOTBALL CLUB)

Finger spell "F" and "C"



FORWARD

Bend both hands at the third knuckle with thumbs extended, palms facing the midline. Move both hands forward with emphasis.



GIFTS, PUT IT ON A PLATE, CROSSES TO (GIVE)

Move open hands forward simultaneously, palms up, in shallow arc. *With directionality.



GIRL

Extend dominant index finger, cross body and stroke non-dominant cheek with edge of finger, twice.



GO, GOES, CLEAN THROUGH, ADVANCES, DOWN THE WING

Hold flat dominant hand close to body, palm facing in. Swing hand out finishing with fingers forward. *With directionality.



GOAL

Both hands at waist height, index fingers extended, palms to midline. Bring hands to head height, then back to waist with emphasis.



GREEN (NEW)

Brush little finger edge of open dominant hand along back of open non-dominant hand, turning palm down at end of movement.



HALF

Place blade of open dominant hand on open non-dominant hand, fingers facing forwards. Move dominant hand across non-dominant hand towards body once.



HAPPY

Clap heels of open cupped hands together twice, hands moving in small outward circles, with happy facial expression.



HARD (DIFFICULT)

Finger spell "D" and move formation diagonally away from body.



HEAD IS IN HER HANDS

Natural gesture.



HUNTSMAN (SPIDER)

Crook and slightly spread dominant fingers, palm down. Place on wrist of open non-dominant hand, palm down. Run dominant fingers up non-dominant forearm.



Key Word Sign Guide



Key Word Sign
Australia

INTERCEPTS, WITHIN OUR REACH (TAKE)

Hold dominant hand at waist height with palm down and fingers spread. Pull hand back towards body whilst closing into a fist.



IGNORE

Extend index finger of dominant hand below eye. Swivel wrist to flick hand outwards and away from body.



JEFF, GARY, HAWKEYE, PASS, SLIDING IN TO CLEAR THE LINE (POINT)

Hold dominant index finger, at chest height, away from body, palm down. Sweep formation across to indicate group. May also use flat hand with palm up (natural gesture).



KANGAROO, ROO

Hold cupped hands, bent down at wrists, in front of body. Bounce arms forwards several times.



KICK, DRIBBLES, BALLER

Extend index fingers of both hands. Point dominant finger towards body and non-dominant finger forwards. Swing dominant finger forwards and non-dominant finger backwards in quick movement.



LEAPS WITH A MIGHTY SPRING, BOUNDING (JUMP)

"Jump" extended dominant index and middle fingers up on palm of open non-dominant hand. Sign may be varied for jumping on, off, over etc.



LET OFF (OKAY)

Hold dominant hand in fist with thumb extended and palm facing down. Move formation in small forward circles.



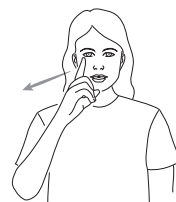
LIKE (SAME)

Point index fingers of both hands palms down and tap sides of index fingers together, twice.



LOOK, WATCHING

Move dominant index finger forward from eye (natural gesture). *May use index and middle fingers slightly apart.



LOSES (LOST)

Place thumbs on fingertips of both hands and hold in front of body. Drop both hands while opening fingers.



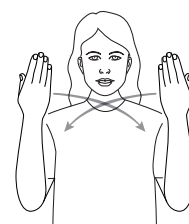
NEWS (INFORMATION)

Extend index fingers on both hands, palms facing body, pointing to mid-line. Move fingers in small forwards circles around each other.



NIGHT

Sweep both open hands, palms facing body, in downward arcs from near shoulder to waist. *May be done with palms down.



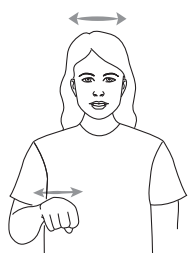
NIPPER (CHILD)

Place flat dominant hand with palm facing down, chest height at the side of the body. Bounce twice.



NO

Shake dominant fist, palm down, sideways in front of body. *May also shake from side to side.



NOT MUCH, FAILS, UNABLE, DON'T, CAN'T (NOT)

Join index finger and thumb of dominant hand, other fingers extended. Push formation forwards, with emphasis. *May also shake from side to side.



Key Word Sign Guide



Key Word Sign™
Australia

OUT OF PLACE, NERVES, DOUBTS (WORRY)

Extend and crook dominant index finger. Hold formation at side of head and swivel quickly.



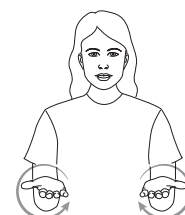
PEOPLE

Extend dominant index finger. Brush formation down tip of nose, twice.



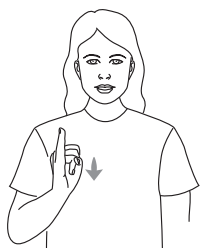
PLAY, BRING THE HEAT AND FIRE, FIGHT

Hold both hands at waist height with palms facing up. Move simultaneously in small outward circles.



POOR (BAD)

Move extended dominant little finger forward with emphasis.



QUICK, SWIFT, PACEY

Extend index fingers of both hands. Quickly tap index finger of dominant hand onto index finger of non-dominant hand.



REFEREE, WHISTLE

Extend and crook index finger and thumb of dominant hand. Place in front of lips and move forward. Like blowing a whistle.



RIGHT (CORRECT)

Tap the back of the dominant wrist twice with the fingertips of the non-dominant hand.



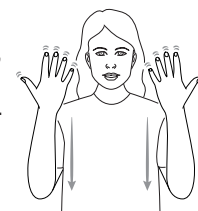
SAID (SAY)

Move tip of extended dominant index finger forward away from chin.



SCORE

Hold both hands at shoulder height, fingers spread, palms facing body. Move hands down simultaneously as fingers wiggle.



SHAKES OFF

Natural gesture.

SHOUT, CHEERS, JEERING

Natural gesture



SKIPPY (BABY)

Cradle one arm with the other, in front of body, and gently move from side to side as if rocking a baby (natural gesture).



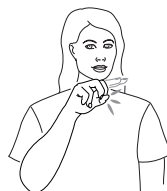
SLOW

Move fingers of open dominant hand, palm down, across back of non-dominant hand to wrist. Keep action slow.



SNAKE, BROWN SNAKE, RED BELLIED BLACK

Crook dominant index and middle fingers behind thumb, with back of hand held against chin. Flick fingers forward off thumb.



SOMEONE (PERSON)

Make a "C" with dominant index and thumb. Hold in front of body with palm facing forward. Move formation downwards from shoulder height to waist.



Key Word Sign Guide



Key Word Sign
Australia

SPORT

Make fists with both hands, thumbs extended. Hold them together in front of body. Swivel dominant hand backwards towards the body at the same time as non-dominant hand swivels forwards away from the body.



STARTLING, SURPRISINGLY

Place palm of open dominant hand, fingers spread, on chest. Move hand away from body with emphasis.



STOP

Hold flat dominant hand, palm forward, at chest height. Move forwards with emphasis.



STRENGTH

Hold both hands in fists in front of body at about waist height. Bring both fists up toward body in strong movement.



STUNNING (BEAUTIFUL)

Place open dominant hand on chin, non-dominant side. Brush fingers across chin, closing to a fist with thumb extended.



SUPERB, SUBLIME (GREAT)

Hold both hands in fists with thumbs extended and move forward with emphasis.



SWAPPED (CHANGE)

Place both hands in front of body, palms up, index fingers extended. Simultaneously move both hands in arcs to cross over at wrists, ending with palms down.



TEAM

Extend and crook index fingers of both hands, thumbs tucked in, palms facing away from body. Place edges of index fingers together then simultaneously twist hands around in a circle, so that edges of little fingers meet.



THINK

Extend index finger of dominant hand and place on side of forehead.



THUNDERING ROARS (LOUD)

Extend index finger and thumb of dominant hand and hold to side of head. Move formation away from head (can also rotate hand forward).



TIME

Hold non-dominant flat hand with fingers pointing upright and palm facing centre. Extend thumb and index finger of dominant hand. Place thumb in centre of palm and swivel formation forward and down.



TOGETHER, TEAMED WITH

Open both hands, fingers bent at first knuckle, with thumb under. Bring both hands together placing non-dominant fingers between dominant fingers and thumb.



TOO MUCH (LOT)

Extend dominant index finger and thumb. Bounce edge of dominant hand onto open palm of non-dominant hand, twice.




TWO FEET TALLER (PROUD)

Brush opposite shoulder, twice, using back of fingertips of dominant hand.



UNBELIEVABLE (SHOCK)

Form a fist with each hand and extend thumbs. Place thumbs on either side of body. Flick formations forward, simultaneously.



Key Word Sign Guide



Key Word Sign™
Australia


WAIT

Make small forward-back movements with open dominant hand, palm down, in front of dominant side. *May use both hands



WELL (GOOD)

Extend dominant thumb, close rest of fingers into fist, thumb pointing up, move forward with emphasis (natural gesture).



WIN, GLORY, VICTORY

Hold slightly cupped dominant hand, palm away from body at face height. Turn hand to face body while closing into fist, with emphasis.



WRONG, MISTAKE

Extend dominant little finger, palm toward body, finger pointing up, in front of body. Rotate hand forward ending with palm down.



YOUNG

Extend dominant index, middle finger and thumb. Rest fingers on tip of nose. Move hand forward and down while closing fingertips onto thumb.





Key Word Sign™
Australia

Jackson, A., Lloyd, A. and Minton, J.A. (2025)
Luna Roo the Kangaroo Baller.
Hilton, SA: Little Book Press.
ISBN: 978-1-923141-31-5

This Key Word Sign guide has been produced by Key Word Sign Australia solely for the purpose of providing a person/s with a disability access to the content of the original book in a format consistent with their needs.

It is designed to be used in conjunction with the original material.

Section 113F of the Copyright Act 1968 (Cth) (Copyright Act) applies.

**For more resources visit the Key Word Sign Australia website
kwsa.org.au/resources**